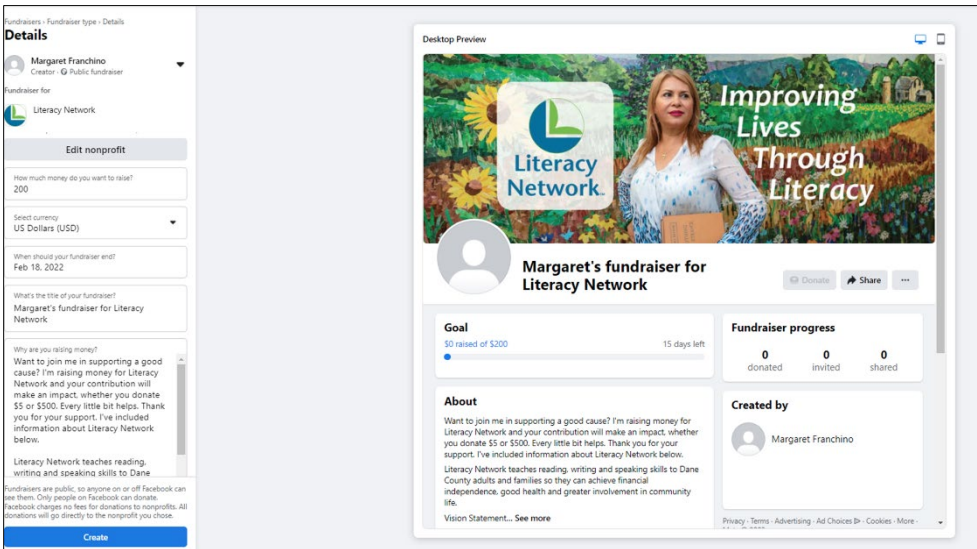


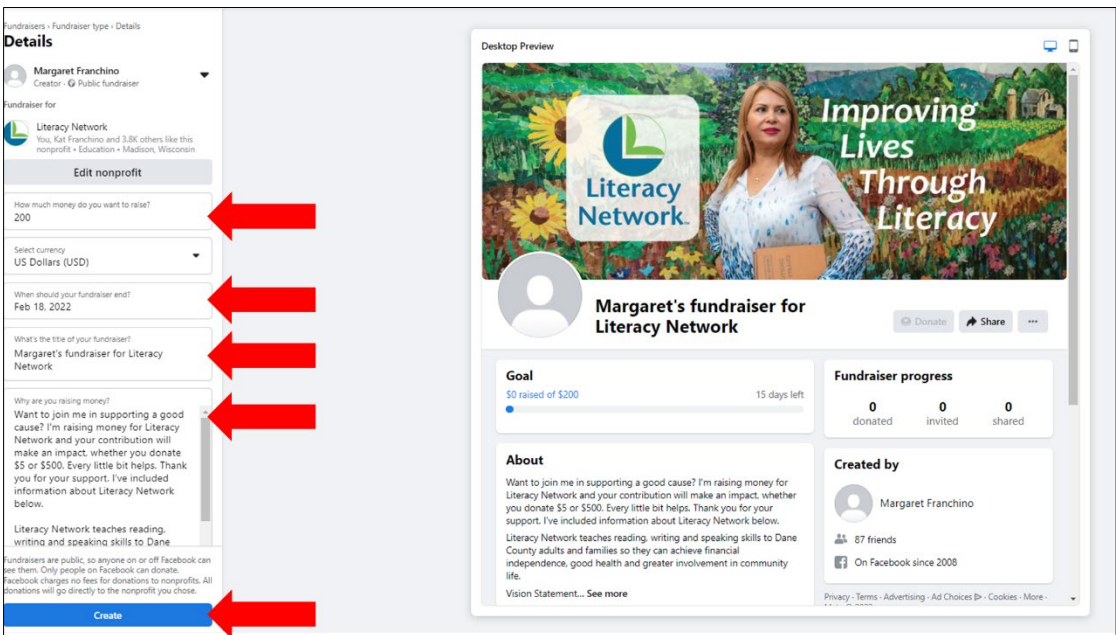
Holding a Personal Facebook Fundraiser for Literacy Network

Thank you so much for holding a Facebook fundraiser for Literacy Network! Facebook fundraisers provide vital support for Dane County adults working to achieve their dreams. **Please follow the steps below to create your fundraiser.**

1. Make sure you are logged into your Facebook account at www.facebook.com. Then go to www.facebook.com/fund/LiteracyNetwork/. This will bring you to a page like the one to the right:



2. Personalize your fundraiser! Along the left side of the page, **you can edit the amount of money you want to raise, the fundraiser end date and title, and any information about why you're creating a fundraiser.** These fields will already be filled in, but feel free to personalize them to fit your goals!

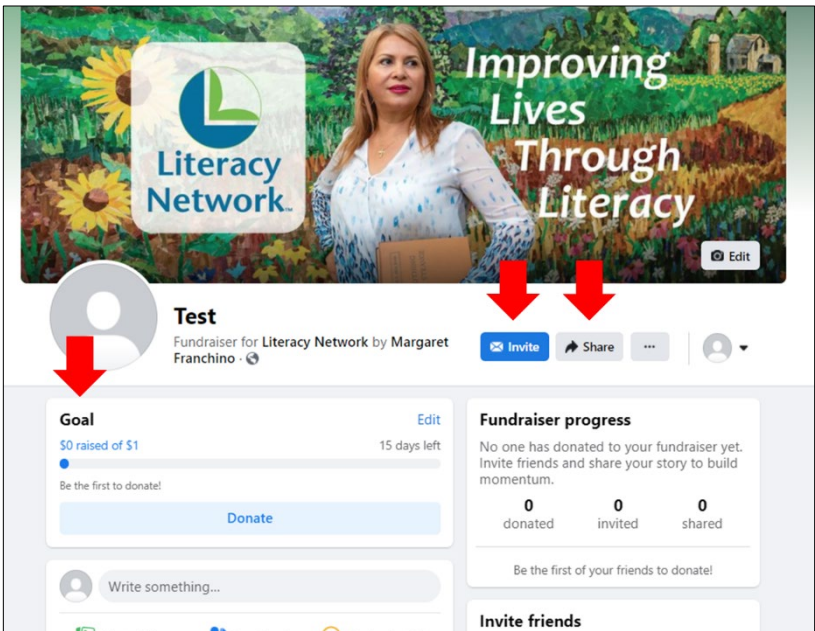


3. **Click the blue "Create" button** in the bottom left corner. Congratulations—your fundraiser is created!

4. Now that your fundraiser is ready, **invite people to donate!** You can click the blue "Invite" button, which will show a list of friends and give you the option to invite them individually.

You can also get a link to the fundraiser to share with others by clicking the "Share" button and "Copy link." You can then paste this link in emails or anywhere else you may want to promote your fundraiser.

Every time someone donates, you will be able to see their donation added to the "Goal" bar along the top of the fundraiser.



5. Once your fundraiser ends, Facebook will transfer funds raised to Literacy Network.

Questions? Contact margaret@litnetwork.org or 608-268-6578. Thank you for your support of adult learners!